

SkillBuilder

Grade 2

Oral Reading Fluency Workbook

With Access to

- ▶ *Interactive online program which allows you to read and record*
- ▶ *Lumos FlashCube for Vocabulary practice*
- ▶ *Access to reading passages and poetry*
- ▶ *Reading comprehension Quiz and more*



Contributing Author - Bonnie McRae
Executive Producer - Mukunda Krishnaswamy
Program Director - Priya L.
Designer & Illustrator - Vaishnavi K.R.

COPYRIGHT ©2021 by Lumos Information Services, LLC. **ALL RIGHTS RESERVED.** No portion of this book may be reproduced mechanically, electronically or by any other means, including photocopying, recording, taping, Web Distribution or Information Storage and Retrieval systems, without prior written permission of the Publisher, Lumos Information Services, LLC.

ISBN-13: 978-1-949855-22-7

Printed in the United States of America

For permissions and additional information contact us

Lumos Information Services, LLC
Email: support@lumoslearning.com

PO Box 1575
Piscataway, NJ 08855-1575
Tel: (732) 384-0146
Fax: (866) 283-6471

<http://www.LumosLearning.com>



Oral Reading Fluency Workbook, Grade 2 - Lumos SkillBuilder Series: Engaging Leveled Reading, Vocabulary Practice, Read-alongs, Comprehension Quiz, and Online Fluency Program

This Book Includes:

- Leveled Reading Passages
- Practice questions to help students master comprehension of
 - Reading Literature
 - Reading Informational Text
 - Poetry
- Detailed Answer explanations for every question
- Strategies for building speed and accuracy

Plus access to Online Interactive Reading Fluency Program

- Allows to read and record
- System guided reading practice
- Improve vocabulary skills with Lumos Flashcube
- Measure and improve reading skills
- Have access to reading passages and poetry both in book as well as in the online program.

Table of Contents

Introduction	1
How to use this book effectively	3

Lesson Name	Page #	Lexile Level	Word Count
-------------	--------	--------------	------------

Reading Literature	04		
Sara Takes a Trip	05	410 to 600L	301
Mimi & her spoons	09	410 to 600L	239
Javier and His Friends Fly a Kite	13	410 to 600L	250
Chloe Finds A Baby Chick	17	410 to 600L	254

Reading Informational Text	21		
Wind	22	410 to 600L	75
Owls	25	410 to 600L	216
Tunnels	29	410 to 600L	293

Poetry	33		
Going Fishing	34	N/A	98
Socks	38	N/A	78

Vocabulary - Fun with Words	42		
Syllables make the word	43	N/A	N/A
Prefixes and Suffixes	45	N/A	N/A
Irregularly spelled words	49	N/A	N/A
Know your Spellings	52	N/A	N/A

Answer Key and Detailed Explanation	55
--	-----------

Reading Proficiency Progress Chart	73
---	-----------



Reading Literature



Name: _____

Date: _____

Passage 1

Sara Takes a Trip

Step 1: Read the passage given below

Reading Instructions

- Read like you talk. Do not read too fast or too slow.
- Read the words correctly.
- Take brief pauses at punctuation marks like commas and periods.
- Change your voice at a question mark or to show strong feelings at an exclamation mark.
- Read words in small phrases.

One day, Sara's dad said they were going on a trip to the beach. Sara was happy! She got her things to go. First, she found her bathing suit. She put it on. Then, she went to the bathroom and picked out her best beach towel. Sara put it in her beach bag along with her sunscreen. Her mother told her to hurry up, and dad was ready. She didn't want to forget her sand shovel and tools to make a sandcastle. She quickly added them to her bag. Sara hurried when she heard her dad start the van.

It was a long drive to the beach. Dad played music on the radio. Mom sang along. Skip, their dog even whined with the songs. Sara was smiling and having fun.

At last, they were there. Dad said to help unload their van. Sara carefully took the picnic basket to the table mom had found by the sand dunes.

It was so nice and warm at the beach. Skip ran to the water and jumped in. Dad, Mom, and Sara laughed. Mom and Sara got in the water, too. The waves felt funny hitting Sara. She and Mom smiled. Dad was fishing close by.

After a bit, Mom said they needed to stop to eat lunch. They ate hot dogs and chips. Skip ate one, too. Then, they rested.

Next, Sara and Dad made a sandcastle. Skip laid down on it. That did not stop the fun.

Dad said they could all go in one more time. Even Skip joined them. They jumped and swam in the ocean water for a long time. It was getting near dark. They had to leave to go home. Sara and Skip fell asleep on the way back. Everyone had a wonderful time at the beach!



Name: _____

Date: _____



Step 2: Complete the online reading assignment

In the Online Program complete the following sections :

- **Cold Reading:** Here you can Read, record, and listen to the story in your own voice without practice.
- **Vocabulary Practice:** Have fun learning words with the help of Lumos flashcube. Here you can also learn the meaning of the words, pronunciation, examples etc. Complete the vocabulary practice Quiz.
- **Teacher Modeling:** Read-along with the story teller and pay attention to the highlighted text so that it helps in improving your reading fluency skills.
- **Hot Reading:** Reread the story, record and listen to the story in your own voice in order to keep track of your performance in critical reading fluency skills.
- **Interactive Quiz:** Answer the questions in the Online Quiz.



Name: _____

Date: _____

Step 3 : Answer the comprehension questions given below

1. Where did Sara go for her trip? Did she enjoy her trip?

2. Rewrite the story "Sara Takes a Trip" in your own words.

3. Who went to the beach? Write the correct answer in the box given below.

- Ⓐ Sara went to the beach with her parents.
- Ⓑ Sara took her dog, Skip, on a trip to the beach.
- Ⓒ Sara went to the beach with friends, Amy and Joan.
- Ⓓ Sara, her parents and their dog, Skip, went to the beach.



Reading Informational Text



Name: _____

Date: _____

Passage 1

Wind

Step 1: Read the passage given below

Reading Instructions

- Read like you talk. Do not read too fast or too slow.
- Read the words correctly.
- Take brief pauses at punctuation marks like commas and periods.
- Change your voice at a question mark or to show strong feelings at an exclamation mark.
- Read words in small phrases.

Have you ever heard the wind blowing? Have you looked up in the trees and seen the leaves moving? When air is moved around outside it is called wind. The wind can be stronger than the branches of a tree. Wind can bend the branches up and down and break trees. High winds can be dangerous to people and things. You can even hear the wind howling as it moves from one area to another.

Step 2: Complete the online reading assignment

Name: _____

Date: _____



In the Online Program complete the following sections :

- **Cold Reading:** Here you can Read, record, and listen to the story in your own voice without practice.
- **Vocabulary Practice:** Have fun learning words with the help of Lumos flashcube. Here you can also learn the meaning of the words, pronunciation, examples etc. Complete the vocabulary practice Quiz.
- **Teacher Modeling:** Read-along with the story teller and pay attention to the highlighted text so that it helps in improving your reading fluency skills.
- **Hot Reading:** Reread the story, record and listen to the story in your own voice in order to keep track of your performance in critical reading fluency skills.
- **Interactive Quiz:** Answer the questions in the Online Quiz.

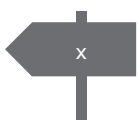
Step 3: Answer the comprehension questions given below

1. What is Wind?

2. Rewrite the passage "Wind" in your own words.

3. What does bend mean in the text?

- Ⓐ to run around
- Ⓑ to move one way or another
- Ⓒ to fix
- Ⓓ to change color





Name: _____

Date: _____

4. What is moving air called?

5. What can wind do to the trees?

6. Pick and write the sentence from the passage that indicates that you can hear wind.



POETRY



Name: _____

Date: _____

Poem 1

Going Fishing

Step 1: Read the poem given below

Reading Instructions

- Read like you talk. Do not read too fast or too slow.
- Read the words correctly.
- Take brief pauses at punctuation marks like commas and periods.
- Change your voice at a question mark or to show strong feelings at an exclamation mark.
- Read words in small phrases.

It's a great day to go fishing with Dad.
Get our poles and head to the lake.
Mom says -the bait -don't forget to take!
Spotty, the dog can't go-he's sad.

It's off to the lake, early in the day.
We stop near a shady, cool spot.
That way we won't get too hot.
Poles in the water to wait and hurray!

A bite first off, my pole dipping down.
Pulling and tucking, a keeper for sure!
Oh, no, don't take my lure!
What a big fish to take back to town!

A speckled fish, yellow and brown!



Name: _____

Date: _____



Step 2: Complete the online reading assignment

In the Online Program complete the following sections :

- **Cold Reading:** Here you can Read, record, and listen to the story in your own voice without practice.
- **Vocabulary Practice:** Have fun learning words with the help of Lumos flashcube. Here you can also learn the meaning of the words, pronunciation, examples etc. Complete the vocabulary practice Quiz.
- **Teacher Modeling:** Read-along with the story teller and pay attention to the highlighted text so that it helps in improving your reading fluency skills.
- **Hot Reading:** Reread the story, record and listen to the story in your own voice in order to keep track of your performance in critical reading fluency skills.
- **Interactive Quiz:** Answer the questions in the Online Quiz.



Name: _____

Date: _____

Step 3: Answer the comprehension questions given below

1. Pick out the rhyming words from the poem and write them in the box given below.

2. Rewrite the poem "Going Fishing" in your own words.

3. How do the rhyming words help you better understand the poem?

- A The rhyming words help by giving meaning to the poem and drawing pictures in your mind to understand it.
- B The rhyming words are not helpful.
- C The rhyming words make you think of things other than fishing.
- D The poem does not have rhyming words in it.



Vocabulary Practice



Name: _____

Date: _____

Lesson 1

Syllables Make the Word

1. Write the two syllables which make up the word "landslide".

2. Write the two syllables which make up the word "makeup".

3. Write the two syllables which make up the word "desktop".



**Answer Key and
Detailed Explanations
Reading Literature**




Name: _____

Date: _____


Passage 1: Sara Takes a Trip

Question No.	Answer	Detailed Explanations
1		Sara went to the beach for her trip. Mom and Sara got in the water. The waves felt funny hitting Sara. Dad was fishing close by. They ate hot dogs and chips for their lunch. Next, Sara and Dad made a sandcastle. They jumped and swam in the ocean water for a long time. Everyone had a wonderful time at the beach!
2		The student may rewrite the story about Sara's trip to the beach with her family, describing the fun trip she had with her family. The student's answer may vary based on the passage.
3	D	The best answer is D. It includes all of those that went to the beach. Answer A and B only have some of those and is not correct. Answer C cannot be found in the story and is incorrect.
4	B,C,D & G	Sunscreen, sand shovel & tools, beach towel and bathing suit are the things that Sara took to the beach. Dog leash, shells, and purse are incorrect as they are not listed in the story.
5	C	They had been in the water before and Dad said they could go back in. The water is correct. The table, the van and none of the above are not correct, as they are not in the story details.
6		At the end of the story it is noted that it was getting dark. That would be the reason they went home. The student must say that in his/her sentence, but word choice can vary.
7		They enjoyed the long drive to the beach listening to music. Sara was smiling and having fun. Mom and Sara got in the water. The waves felt funny hitting Sara. They ate hot dogs and chips for lunch. Sara and Dad made a sandcastle. They jumped and swam in the ocean water for a long time. All these lines from the passage clearly indicate that everyone had a good time on their trip to the beach. 1. happy 2. smiling 3. nice 4. having fun 5. laughed Other correct words: fun, funny, smiled, wonderful time. These are the words from the story to show that it was a good time.

Other Books in Oral Reading Fluency SkillBuilder Series



Grade 3 Oral Reading Fluency Workbook




Grade 4 Oral Reading Fluency Workbook

With Access to:

- Interactive online program which allows you to read and record
- Lumos FlashCube for Vocabulary practice
- Access to Reading Passages and Poetry
- Reading Comprehension Quiz and more


Other Books in the Curious Reader Series



The Journey of the Little Red Boat



Spike...The Amazing Chicken



Raggedy Ann Stories

Includes Activities like:

- Improve Reading Fluency
- Vocabulary Practice via Lumos Flash Cube
- Writing Skills