

SkillBuilder

Grade 1

Oral Reading Fluency Workbook

With Access to

- ▶ *Interactive online program which allows you to read and record*
- ▶ *Lumos FlashCube for Vocabulary practice*
- ▶ *Access to reading passages and poetry*
- ▶ *Reading comprehension Quiz and more*



Contributing Author - Anneda Nettleton
Executive Producer - Mukunda Krishnaswamy
Program Director - Priya L.
Designer & Illustrator - Vaishnavi K.R.

COPYRIGHT ©2021 by Lumos Information Services, LLC. **ALL RIGHTS RESERVED.** No portion of this book may be reproduced mechanically, electronically or by any other means, including photocopying, recording, taping, Web Distribution or Information Storage and Retrieval systems, without prior written permission of the Publisher, Lumos Information Services, LLC.

ISBN-13: 978-1-949855-30-2

Printed in the United States of America

For permissions and additional information contact us

Lumos Information Services, LLC
Email: support@lumoslearning.com

PO Box 1575
Piscataway, NJ 08855-1575
Tel: (732) 384-0146
Fax: (866) 283-6471

<http://www.LumosLearning.com>



Oral Reading Fluency Workbook, Grade 1 - Lumos SkillBuilder Series: Engaging Leveled Reading, Vocabulary Practice, Read-alongs, Comprehension Quiz, and Online Fluency Program

This Book Includes:

- Leveled Reading Passages
- Practice questions to help students master comprehension of
 - Reading Literature
 - Reading Informational Text
 - Poetry
- Detailed answer explanations for every question
- Strategies for building speed and accuracy

Plus access to Online Interactive Reading Fluency Program

- Allows to read and record
- System guided reading practice
- Improve vocabulary skills with Lumos Flashcube
- Measure and improve reading skills
- Have access to reading passages and poetry both in book as well as in the online program.

Table of Contents

Introduction	1
How to use this book effectively	3

Lesson Name	Page #	Lexile Level	Word Count
-------------	--------	--------------	------------

Reading Literature	04		
Surprise Guest	05	210 to 400L	102
The Game	09	210 to 400L	90
The Hare and the Tortoise	13	610 to 800L	195
The Fox and the Goat	16	610 to 800L	184

Reading Informational Text	20		
From Season to Season	21	210 to 400L	102
A Frog's Life	24	210 to 400L	92
Common Clouds	27	410 to 600L	122
Wet Weather	30	410 to 600L	153

Poetry	33		
Star Light, Star Bright	34	N/A	24
Sing a Song of Sixpence	37	N/A	79
This Old Man	40	N/A	269
A Bird Came Down the Walk	44	N/A	107

Phonemic Awareness	47		
I Spy	48	N/A	
Rhyme Time	53	N/A	
In the Garden	57	N/A	
Sounds in the Word	60	N/A	

Phonics and word study	63		
Beginning, middle and final sound	64	N/A	127
Blends	67	N/A	58
Final e sound	71	N/A	84
Digraphs	74	N/A	145
Fun with vowels	77	N/A	145
Answer Key and Detailed Explanation	79		
Reading Proficiency Progress Chart	99		



Reading Literature



Passage 1

Surprise Guest

by Anneda Nettleton

Step 1: Read the passage given below

Reading Instructions

- Read like you talk. Do not read too fast or too slow.
- Read the words correctly.
- Take brief pauses at punctuation marks like commas and periods.
- Change your voice at a question mark or to show strong feelings at an exclamation mark.
- Read words in small phrases.

The little boy saw the puppy. It was looking at him. Its brown eyes looked hungry. The boy ran inside.

"Mommy, come see."

The mom came outside. She saw a small black puppy.

"It's hungry, Mommy."

"Let's go back inside and get it a snack."

The boy and his mom walked back in the house. They found some turkey in the refrigerator. They fed it to the dog. The dog came closer.

"Don't touch it, Alex."

"But, Mommy."

The dog stayed close.

The woman gave her son the okay to pet it. He bent down and gave the dog a bear hug.




Name: _____

Date: _____

Step 2: Complete the online reading assignment

You can scan the QR code given below or use the URL to access the Online Reading fluency program for “Surprise Guest” Passage.



In the Online Program complete the following sections :

- **Cold Reading:** Here you can read, record, and listen to the story in your own voice without practice.
- **Vocabulary Practice:** Have fun learning words with the help of Lumos flashcube. Here you can also learn the meaning of the words, pronunciation, examples etc. Complete the Vocabulary Practice Quiz.
- **Teacher Modeling:** Read-along with the story teller and pay attention to the highlighted text so that it helps in improving your reading fluency skills.
- **Hot Reading:** Reread the story, record and listen to the story in your own voice in order to keep track of your performance in critical reading fluency skills.
- **Interactive Quiz:** Answer the questions in the Online Quiz.

Name: _____

Date: _____



Step 3 : Answer the comprehension questions given below

1. What did Alex do when he saw the dog?

2. Rewrite the story "Surprise Guest" in your own words.

3. What was the surprise?

- Ⓐ The dog
- Ⓑ The boy's mom
- Ⓒ The noise
- Ⓓ The party

4. What was the boy's name?

- Ⓐ Alex
- Ⓑ Abe
- Ⓒ Derek
- Ⓓ This passage does not say.



Name: _____

Date: _____

5. The dog was _____.

- Ⓐ kind
- Ⓑ happy
- Ⓒ friendly
- Ⓓ All of the above.

6. What did the boy give the dog?

- Ⓐ a snack
- Ⓑ a bone
- Ⓒ a kiss
- Ⓓ None of the above

7. What color was the puppy?

- Ⓐ Black
- Ⓑ Brown
- Ⓒ White
- Ⓓ None of the above



Reading Informational Text



Name: _____

Date: _____


Passage 2

A Frog's Life

Step 1: Read the passage given below

Reading Instructions

- Read like you talk. Do not read too fast or too slow.
- Read the words correctly.
- Take brief pauses at punctuation marks like commas and periods.
- Change your voice at a question mark or to show strong feelings at an exclamation mark.
- Read words in small phrases.



1. Egg

Female frogs lay eggs. These eggs hatch into Tadpoles. The eggs hatch in one to three weeks.

2. Tadpole

A tadpole looks like a small fish. It has a tail but no legs. The tadpole lives in water. It uses gills to breathe.

3. Froglet

A tadpole grows into a froglet. The froglet has legs for hopping. It uses the lungs to breathe.

4. Frog

A froglet grows into an adult frog. An adult frog no longer has a tail. A new life cycle begins when a female frog lays eggs.

Name: _____

Date: _____



Step 2: Complete the online reading assignment

In the Online Program complete the following sections :

- **Cold Reading:** Here you can read, record, and listen to the story in your own voice without practice.
- **Vocabulary Practice:** Have fun learning words with the help of Lumos flashcube. Here you can also learn the meaning of the words, pronunciation, examples etc. Complete the Vocabulary Practice Quiz.
- **Teacher Modeling:** Read-along with the story teller and pay attention to the highlighted text so that it helps in improving your reading fluency skills.
- **Hot Reading:** Reread the story, record and listen to the story in your own voice in order to keep track of your performance in critical reading fluency skills.
- **Interactive Quiz:** Answer the questions in the Online Quiz.



Name: _____

Date: _____

Step 3: Answer the comprehension questions given below

1. What is the difference in the way a Tadpole and a Froglet breathe?

2. Rewrite the passage "A Frog's Life" in your own words.

3. What does a Tadpole look like?

- Ⓐ Small frog
- Ⓑ Small snake
- Ⓒ Small fish
- Ⓓ None of the above

4. An adult frog no longer has a/an _____.

- Ⓐ Mouth
- Ⓑ Tail
- Ⓒ Nose
- Ⓓ Ear



POETRY



Name: _____

Date: _____

Poem 2

Sing a Song of Sixpence by Mother Goose

Step 1: Read the poem given below

Reading Instructions

- Read like you talk. Do not read too fast or too slow.
- Read the words correctly.
- Take brief pauses at punctuation marks like commas and periods.
- Change your voice at a question mark or to show strong feelings at an exclamation mark.
- Read words in small phrases.

Sing a song of sixpence,
A pocket full of rye.

Four and twenty blackbirds,
Baked in a pie.

When the pie was opened,
The birds began to sing;

Wasn't that a dainty dish,
To set before the king?

The king was in his counting house,
Counting out his money;

The queen was in the parlour,
Eating bread and honey.

The maid was in the garden,
Hanging out the clothes,

When down came a blackbird
And pecked off her nose.



Name: _____

Date: _____



Step 2: Complete the online reading assignment

URL	QR Code

In the Online Program complete the following sections :

- **Cold Reading:** Here you can read, record, and listen to the story in your own voice without practice.
- **Vocabulary Practice:** Have fun learning words with the help of Lumos flashcube. Here you can also learn the meaning of the words, pronunciation, examples etc. Complete the Vocabulary Practice Quiz.
- **Teacher Modeling:** Read-along with the story teller and pay attention to the highlighted text so that it helps in improving your reading fluency skills.
- **Hot Reading:** Reread the story, record and listen to the story in your own voice in order to keep track of your performance in critical reading fluency skills.
- **Interactive Quiz:** Answer the questions in the Online Quiz.



Name: _____

Date: _____

Step 3: Answer the comprehension questions given below

1. What was the maid doing in the garden?

2. Write the summary of the poem "Sing a Song Sixpence."

3. How many blackbirds were there in the pie?

- (A) Forty-two
- (B) Twenty
- (C) Four
- (D) Twenty-four

4. Where was the king?

- (A) Parlor
- (B) Counting house
- (C) Palace
- (D) Garden



Phonemic Awareness



Name: _____

Date: _____

Lesson 1

I Spy

Look at the pictures given below.

1. Which word begins with the 'b' sound?

Ⓐ



Ⓒ



Ⓑ



Ⓓ



Name: _____

Date: _____



2. Which word begins with the 'sh' sound?

(A)




(B)



(C)



(D)




3. Which word has the long "o" sound?

(A)



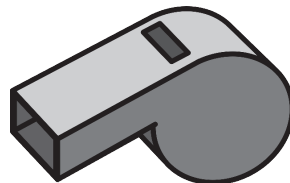
(B)



(C)



(D)





Phonics and word study

Name: _____

Date: _____



Lesson 1

Beginning, middle and final sound

1. Look at the picture of the object. Which is the beginning sound of its name?



- Ⓐ p
- Ⓑ f
- Ⓒ t

2. Look at the picture of the object. Which is the middle sound of its name?




- Ⓐ bb
- Ⓑ ra
- Ⓒ br



Name: _____

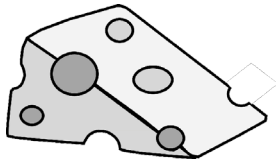
Date: _____

3. Look at the picture of the object. Which is the beginning sound of its name?



- (A) th
- (B) ba
- (C) t

4. Look at the picture of the object. Which is the beginning sound of its name?



- (A) sh
- (B) ch
- (C) ca

5. Look at the picture of the object. Which is the beginning sound of its name?



- (A) wh
- (B) wa
- (C) e

6. Look at the picture of the object. Which is the middle sound of its name?



- (A) n
- (B) ur
- (C) e



**Answer Key and
Detailed Explanations
Reading Literature**



Name: _____

Date: _____




Passage 1: Surprise Guest

Question No.	Answer	Detailed Explanations
1		When Alex saw the dog, he ran inside the house and called out to his mother.
2		The story is about a boy Alex and his love for pets. In this story, Alex sees a hungry puppy. He informs his mother about it, and both of them feed the dog. Alex's mom gave an ok to pet the dog, and Alex was happy. The student's answer may vary slightly based on the passage.
3	A	Answer choice A is correct. The surprise was a dog that showed up at the boy's house.
4	A	Answer choice A is correct. The boy's mom called him Alex.
5	D	Answer choice D is correct. The dog was kind, happy, and friendly.
6	A	Answer choice A is correct. The boy gave the dog a snack.
7	A	Answer choice A is correct. The dog was black.

Passage 2: The Game

Question No.	Answer	Detailed Explanations
1	B	Answer choice B is correct. Matt plays baseball.
2		At the end of the game, Matt was happy because his team, The Bears, had won the baseball game against the Bluebirds team.
3		This story is about Matt and his love for the baseball game. He scored a home run and is happy when his team, the Bears score, 17. At the end of the game, Matt was happy because his team, The Bears, had won the baseball game against the Bluebirds team. The student's answer may vary based on the passage.
4	B	Answer choice B is correct. The Bears won, and the final score was 17.
5	C	Answer choice C is correct. The Bears played against the Bluebirds. The Bluebirds lost.
6	A	Answer choice A is correct. Matt was at the park.
7	C	Answer choice C is correct. Matt is happy to play baseball.

Other Books in Oral Reading Fluency SkillBuilder Series

 <p>Grade 2 Oral Reading Fluency Workbook</p>	 <p>Grade 3 Oral Reading Fluency Workbook</p>	 <p>Grade 4 Oral Reading Fluency Workbook</p>
---	---	---

With Access to:

- Interactive online program which allows you to read and record
- Lumos FlashCube for Vocabulary practice
- Access to Reading Passages and Poetry
- Reading Comprehension Quiz and more

Other Books in the Curious Reader Series

 <p>The Journey of the Little Red Boat</p>	 <p>Spike... The Amazing Chicken</p>	 <p>Raggedy Ann Stories</p>	 <p>The Three Little Pigs</p>	 <p>The Three Billy Goats Gruff</p>
--	--	---	--	---

Includes Activities like:

- Improve Reading Fluency
- Vocabulary Practice via Lumos Flash Cube
- Writing Skills