

# SkillBuilder

## Grade 4

### Oral Reading Fluency Workbook

#### With Access to

- ▶ *Interactive online program which allows you to read and record*
- ▶ *Lumos FlashCube for Vocabulary practice*
- ▶ *Access to reading passages and poetry*
- ▶ *Reading comprehension Quiz and more*



**Contributing Editor** - Mary Evans Rumley  
**Contributing Editor** - Julie Turner  
**Contributing Editor** - George Smith  
**Contributing Editor** - Wendy Bundgaard  
**Executive Producer** - Mukunda Krishnaswamy  
**Program Director** - Priya L.  
**Designer & Illustrator** - Vaishnavi K.R.

**COPYRIGHT ©2021** by Lumos Information Services, LLC. **ALL RIGHTS RESERVED.** No portion of this book may be reproduced mechanically, electronically or by any other means, including photocopying, recording, taping, Web Distribution or Information Storage and Retrieval systems, without prior written permission of the Publisher, Lumos Information Services, LLC.

**ISBN-13:** 978-1-949855-21-0

Printed in the United States of America

**For permissions and additional information contact us**

Lumos Information Services, LLC  
Email: [support@lumoslearning.com](mailto:support@lumoslearning.com)

PO Box 1575  
Piscataway, NJ 08855-1575  
Tel: (732) 384-0146  
Fax: (866) 283-6471

<http://www.LumosLearning.com>



## *Oral Reading Fluency Workbook, Grade 4 - Lumos SkillBuilder Series: Engaging Leveled Reading, Vocabulary Practice, Read-alongs, Comprehension Quiz, and Online Fluency Program*

### **This Book Includes:**

- Leveled Reading Passages
- Practice questions to help students master comprehension of
  - Reading Literature
  - Reading Informational Text
  - Poetry
- Detailed Answer explanations for every question
- Strategies for building speed and accuracy

### **Plus access to Online Interactive Reading Fluency Program**

- Allows to read and record
- System guided reading practice
- Improve vocabulary skills with Lumos Flashcube
- Measure and improve reading skills
- Have access to reading passages and poetry both in book as well as in the online program.

# Table of Contents

<b>Introduction</b> .....	<b>1</b>
<b>How to use this book effectively</b> .....	<b>3</b>

Lesson Name	Page #	Lexile Level	Word Count
-------------	--------	--------------	------------

<b>Reading Literature</b> .....	<b>04</b>		
At the Museum .....	05	610 to 800L	352
Tennis, Anyone? .....	10	810 to 1000L	804
The Three Golden Apples .....	15	1010 to 1200L	466

<b>Reading Informational Text</b> .....	<b>19</b>		
Zero-G .....	20	610 to 800L	490
Three World Wars .....	26	810 to 1000L	536
John F. Kennedy and Martin Luther King, Jr. ....	30	810 to 1000L	338
The United States National Parks System .....	35	1210 to 1400L	279

<b>Poetry</b> .....	<b>40</b>		
The Village Blacksmith .....	41	N/A	222
Somebody's Mother .....	46	N/A	286
Sea Song .....	52	N/A	73
The Arrow and the Song .....	56	N/A	92

<b>Answer Key and Detailed Explanation</b> .....	<b>60</b>
--	-----------

<b>Reading Proficiency Progress Chart</b> .....	<b>77</b>
---	-----------



# **Reading Literature**



Name: \_\_\_\_\_

Date: \_\_\_\_\_

## Passage 1

# At the Museum by Michael Signal

### Step 1: Read the passage given below

#### Reading Instructions

- Read like you talk. Do not read too fast or too slow.
- Read the words correctly.
- Take brief pauses at punctuation marks like commas and periods.
- Change your voice at a question mark or to show strong feelings at an exclamation mark.
- Read words in small phrases.

1. "Is it really that tall?" Simon asked the guide. "Of course it's really that tall," the guide responded. "You're really looking at it."
2. "Wow, that's the rocket that sent people to the moon?" Simon questioned. "Well, Simon, that's not the rocket that went to the moon." The guide explained. "The actual rocket that went to the moon was used up. It fell back to Earth in pieces. This one is a replica, but it's exact to every detail."
3. Simon couldn't believe how tall the rocket was. It stretched higher than any building he had ever seen up close. "You seem impressed by the size," the guide concluded. Then he said, "It's taller than the Statue of Liberty." Simon's jaw dropped. He had never really seen the Statue of Liberty, but he knew it was huge.
4. "Can we go inside?" Simon wondered. "Inside the rocket museum?" the guide questioned back. "Inside the rocket?" Simon questioned, hoping the answer would be yes.
5. The guide laughed softly and said, "No, but there is a real Saturn V rocket in the museum. We can't go in that one either." Simon sighed in disappointment. The tour guide saw the look on his face and continued, "But we can walk under it. It's lying flat, held up in the air with strong cables." Simon's attitude and face perked right up. "Let's get in there," he said.
6. The inside of the museum was more amazing than Simon could ever imagine. There were tons of rocket replicas and even an actual capsule that carried astronauts safely home from the moon. "This one is the real deal," the guide assured Simon.



Name: \_\_\_\_\_

Date: \_\_\_\_\_



### Step 3 : Answer the comprehension questions given below

#### 1. Recall the story "At the Museum."

Describe the rocket.

#### 2. Rewrite the story "At the Museum" in your own words.

#### 3. Circle all the correct answers that best describe how Simon's attitude changed about his family's summer vacation.

- (A) relieved
- (B) stubborn
- (C) angry
- (D) curious
- (E) disappointed
- (F) nervous



# **Reading Informational Text**



## Passage 1

# Zero-G

by Michael Signal

### Step 1: Read the passage given below

#### Reading Instructions

- Read like you talk. Do not read too fast or too slow.
- Read the words correctly.
- Take brief pauses at punctuation marks like commas and periods.
- Change your voice at a question mark or to show strong feelings at an exclamation mark.
- Read words in small phrases.

1. Leonard touched a button that appeared on his screen, and a hologram shot from his Smartphone display. A complete lifelike image of his mother stood in the center of the bare room. "Hi, Mom," Leonard said. "Oh, hi, Lennyboo," his mom replied lovingly.
2. "Mom!" Leonard yelled as he looked around to make sure no other trainees were nearby. "I'm 19 years old. You can't call me that anymore." "You are mistaken," his mother disagreed. "I can call you whatever I please." Leonard tilted his head down and said, "Yes, ma'am." He felt like he was in kindergarten again.
3. "We really miss you, Leonard," his mom said in a gentle tone. "It must be so dangerous out there with all those asteroids and radiation and space Gs." Leonard's head tilted. "What?" he asked. "What is a space G?" "You know, Leonard," his mom replied, "that crazy gravity in space." Leonard doubled over in laughter. It took a minute for him to gather enough breath to respond to his mother. "You mean zero-G?" he asked, still laughing. "Sure," his mother said. "Zero-G, 20-G, super-G, whatever you call it."
4. "Well, Mom, zero-G is what you call it," Leonard explained. "There's no gravity in space. That's what the zero is for." "That's my super-science, Lennyboo astronaut!" Leonard's mother exclaimed. Leonard looked around again to see if anyone had heard his mother. Robbie, the station electrician, was walking through the nearby hallway, holding in a chuckle. Leonard ignored him.





Name: \_\_\_\_\_

Date: \_\_\_\_\_

**Step 3: Answer the comprehension questions given below**

**1. What is a hologram? How does it work?**

**2. Rewrite the passage "Zero-G" in your own words.**

**3. Part A****Why did Robbie offer to secure the area?**

- Ⓐ Leonard may not have known all of the procedures yet.
- Ⓑ Robbie always liked to be helpful to new astronauts.
- Ⓒ Robbie didn't want Leonard to see what he was doing.
- Ⓓ Robbie was sending a picture to Ralph's phone.

**3. Part B****Which detail from the selection supports the answer to PART A?**

- Ⓐ Then Robbie pulled the upper suit over Leonard's arms.
- Ⓑ He focused a small, handheld camera at Leonard and snapped a picture.
- Ⓒ He would post the picture in the space station cafeteria.
- Ⓓ Robbie transmitted the picture to Ralph's phone.

**4. Part A****Why did Robbie chuckle when Leonard saw him walk through the hallway?**

- Ⓐ Robbie had sent the picture to Ralph.
- Ⓑ Robbie had posted the picture in the cafeteria.
- Ⓒ Robbie knew about a prank, but Leonard did not.
- Ⓓ Robbie was very happy to be going on a space walk.

**4. Part B****Which detail from the selection supports the answer to PART A?**

- Ⓐ "LENNYBOO" was written on Leonard's rocket pack.
- Ⓑ Leonard would forgive Robbie for sending the picture to Ralph.
- Ⓒ Everybody would laugh at the picture in the cafeteria.
- Ⓓ Leonard laughed while he was on the phone with his mother.

**5 Circle the words that best describe Robbie.**

- Ⓐ mischievous
- Ⓑ inconsiderate
- Ⓒ kind
- Ⓓ selfish
- Ⓔ funny
- Ⓕ generous





# **POETRY**



## Poem 1

# The Village Blacksmith

by Carla Gajewskey

### Step 1: Read the poem given below

#### **Reading Instructions**

- Read like you talk. Do not read too fast or too slow.
- Read the words correctly.
- Take brief pauses at punctuation marks like commas and periods.
- Change your voice at a question mark or to show strong feelings at an exclamation mark.
- Read words in small phrases.

Under a spreading chestnut-tree  
The village smithy stands;  
The smith, a mighty man is he,  
With large and sinewy hands;  
And the muscles of his brawny arms  
Are strong as iron bands.

His hair is crisp, and black, and long,  
His face is like the tan;  
His brow is wet with honest sweat,  
He earns whate'er he can,  
And looks the whole world in the face,  
For he owes not any man.

Week in, week out, from morn till night,  
You can hear his bellows blow;  
You can hear him swing his heavy sledge,  
With measured beat and slow,  
Like a sexton ringing the village bell,  
When the evening sun is low.



Name: \_\_\_\_\_

Date: \_\_\_\_\_

And children coming home from school  
Look in at the open door;  
They love to see the flaming forge,  
And near the bellows roar,  
And catch the burning sparks that fly  
Like chaff from a threshing-floor.

He goes on Sunday to the church,  
And sits among his boys;  
He hears the parson pray and preach,  
He hears his daughter's voice,  
Singing in the village choir,  
And it makes his heart rejoice.

It sounds to him like her mother's voice,  
Singing in Paradise!  
He needs must think of her once more,  
How in the grave she lies;  
And with his haul, rough hand he wipes  
A tear out of his eyes.

## Step 2: Complete the online reading assignment

**In the Online Program complete the following sections :**

- **Cold Reading:** Here you can Read, record, and listen to the story in your own voice without practice.
- **Vocabulary Practice:** Have fun learning words with the help of Lumos flashcube. Here you can also learn the meaning of the words, pronunciation, examples etc. Complete the vocabulary practice Quiz.
- **Teacher Modeling:** Read-along with the story teller and pay attention to the highlighted text so that it helps in improving your reading fluency skills.
- **Hot Reading:** Reread the story, record and listen to the story in your own voice in order to keep track of your performance in critical reading fluency skills.
- **Interactive Quiz:** Answer the questions in the Online Quiz.

**Step 3: Answer the comprehension questions given below**

The poem "The Village Blacksmith" describes two sides of the same character. The poet first describes him as strong and powerful, but then the reader discovers that he is a gentle, family man.

1. Write an original story that describes one side, or aspect, of a character's personality, but later uncovers an opposite or greatly differing aspect of that character's personality.

2. How does the blacksmith feel about his work?

- Ⓐ He is proud of his work.
- Ⓑ He thinks his work is too difficult.
- Ⓒ He thinks his work is too long.
- Ⓓ His work makes him sad.



Name: \_\_\_\_\_

Date: \_\_\_\_\_

**3. Rewrite the poem "The Village Blacksmith" based on your understanding.**

**4. Part A**

**What makes the blacksmith cry?**

- (A) his daughter's voice
- (B) the parson's voice
- (C) his difficult work
- (D) his boys

**4. Part B**

**Which detail from the selection supports the answer to PART A?**

- (A) and catch the burning sparks that fly
- (B) he hears the parson pray and preach
- (C) it sounds to him like her mother's voice
- (D) You can hear him swing his heavy sledge

**5. Part A**

**Which of the below choices best describes the poet's description of the blacksmith?**

- (A) easy going
- (B) handsome
- (C) average
- (D) hard working

**5. Part B**

**Which line from the poem best supports the answer to PART A?**

- (A) and it makes his heart rejoice
- (B) week in, week out, from morn till night
- (C) his hair is crisp, and black, and long
- (D) and sits among his boys



**Answer Key and  
Detailed Explanations  
Reading Literature**






Name: \_\_\_\_\_

Date: \_\_\_\_\_

## Lesson 1: At the Museum

Question No.	Answer	Detailed Explanations
1		The rocket was very tall . It was taller than the Statue of Liberty.
2		The story is about Simon’s trip to the museum. Simon couldn’t believe how tall the rocket was. Inside of the museum was more amazing than Simon could ever imagine. There were tons of rocket replicas, and even an actual capsule that carried astronauts safely home from the moon. When Simon’s parents told him they would spend their summer vacation visiting a museum, he didn’t think it would be fun at all. His trip to the museum turned out to be more fun. The student answers may vary based on the passage.
3	A & E	The correct answer and sequence is E, A. Simon is disappointed that his summer vacation will be spent at a museum, but he is relieved to find out that it is a rocket museum.
4	C	C is the correct answer. D may seem correct, especially since one replica is described as being “exact to every detail.” But this phrase only supports the fact that a replica is not authentic, but made to seem authentic.
5	C	The correct answer is C. The Saturn V was held with strong cables.
6	B	B is the correct answer. No other choices are directly supported by information in the story.
7	C	C is the correct answer. Simon tells the tour guide that his parents had not told him that the museum was a rocket museum. Thus the museum was a surprise to Simon.
8	D	D is the correct answer. It is the only inference supported by the information in the story.
9	A	A is the correct answer. The tour guide guessed that Simon had not known that he would be visiting a rocket museum, presumably because he had not seen other kids who were surprised by the rocket museum.
10	D, C, A & B	The correct answer and sequence is D, C, A, B. This is the only combination of choices that expresses the accurate chronology of the story. The beginning of the story takes place outside the museum, before they go inside.

## Other Book in Oral Reading Fluency SkillBuilder Series




### Grade 3 Oral Reading Fluency Workbook

With Access to:

- Interactive online program which allows you to read and record.
- Lumos FlashCube for Vocabulary practice
- Access to Reading Passages and Poetry
- Reading comprehension Quiz and more

## Other Books in Oral Reading Curious Reader Series



### The Journey of the Little Red Boat

Includes Activities like:


- Improve Reading Fluency
- Vocabulary Practice via Lumos Flash Cube
- Writing Skills



### Spike...The Amazing Chicken

Includes Activities like:

- Improve Reading Fluency
- Vocabulary Practice via Lumos Flash Cube
- Writing Skills



### Raggedy Ann Stories

Includes Activities like:

- Improve Reading Fluency
- Vocabulary Practice via Lumos Flash Cube
- Writing Skills